



LUGGER CONTAINERS

Lugger containers are built with the following specs:

TYPICAL SPECS:

- 1/4" floors
- 1/4" slope ends
- 3/16" vertical ends
- 3/16" side sheets
- 5" channel supports on the outside (welded solid)
- 2" lifting pins burnt through the 5" channel
- Lifting pins to have 1/4" x 10" x 10" support plates on the inside of th the side walls
- All seams are welded solid, inside and out















OPTIONS AVAILABLE:

- Rear doors
- Removable lids
- Drain holes

PAINT:

Industrial solvent-based coating
 The exterior is painted one (1) standard TFI color of choice

STANDARD TFI COLORS

RED 	BLUE 	BROWN 	BLACK 	DARK GRAY 
BATTLESHIP GRAY 	BURGUNDY 	ORANGE 	OLD CAT YELLOW 	NEW CAT YELLOW 
DARK GREEN 	USA GREEN 	LIME GREEN 	WHITE 	

Custom colors may be subject to an additional charge and increase lead time. Actual color may vary from above samples.