



# THOMPSON FABRICATING INC

Steel Fabricators for the Waste Industry



## FLAT BEDS

Flat Beds can be built to fit any size truck/hoist with either Cable, Hook Lift, or Dual Hookup. They can also be setup for direct mount to any chassis

### TYPICAL SPECS:

- 3/16" or 1/4" floor sheet (Smooth or Diamond Plate)
- 12" or 16" centered crossmembers (3" x 4.1# channel)
- 6" x 2" x 1/4" tube main rails and outside rails
- 8" x 10" rear ground rollers and 8" x 6" front ground rollers (cable hook only) all with zerks
- Stake pockets on 24" centers with 3/8" x 2" flat bar rub rail on sides and rear
- 3/16" x 48" tall bulkhead with 6" x 2" x 1/4" top rail and 4 vertical supports















### AVAILABLE ADD-ON OPTIONS:

- 24" dovetail with rollers
- 36" inverted dovetail with rollers
- Removable and stowable ramps
- D-Ring style tie down
- Drop down ICC bumper
- Removable stake pocket winches
- Stake rack side kit
- Weld on ratchet winches
- Recessed chain tie downs
- Recessed crossmembers for wood decking
- Chain holder on rear of bulkhead
- Keyholes in floor sheet

### PAINT:

Industrial solvent-based coating  
The exterior is painted one (1) standard TFI color of choice

## STANDARD TFI COLORS

RED 	BLUE 	BROWN 	BLACK 	DARK GRAY 
BATTLESHIP GRAY 	BURGUNDY 	ORANGE 	OLD CAT YELLOW 	NEW CAT YELLOW 
DARK GREEN 	USA GREEN 	LIME GREEN 	WHITE 	

Custom colors may be subject to an additional charge and increase lead time. Actual color may vary from above samples.